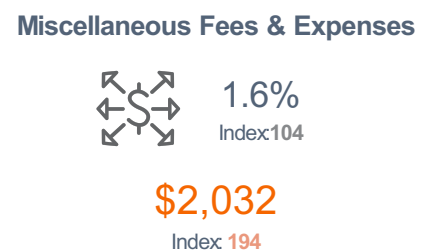
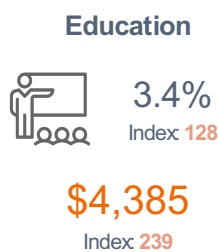
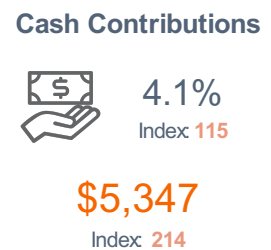
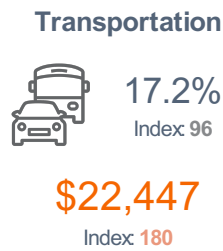
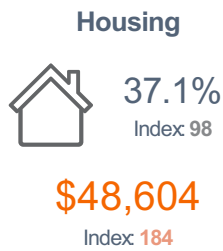


Total specified consumer expenditures: **\$47,368,647**



Benchmark: USA

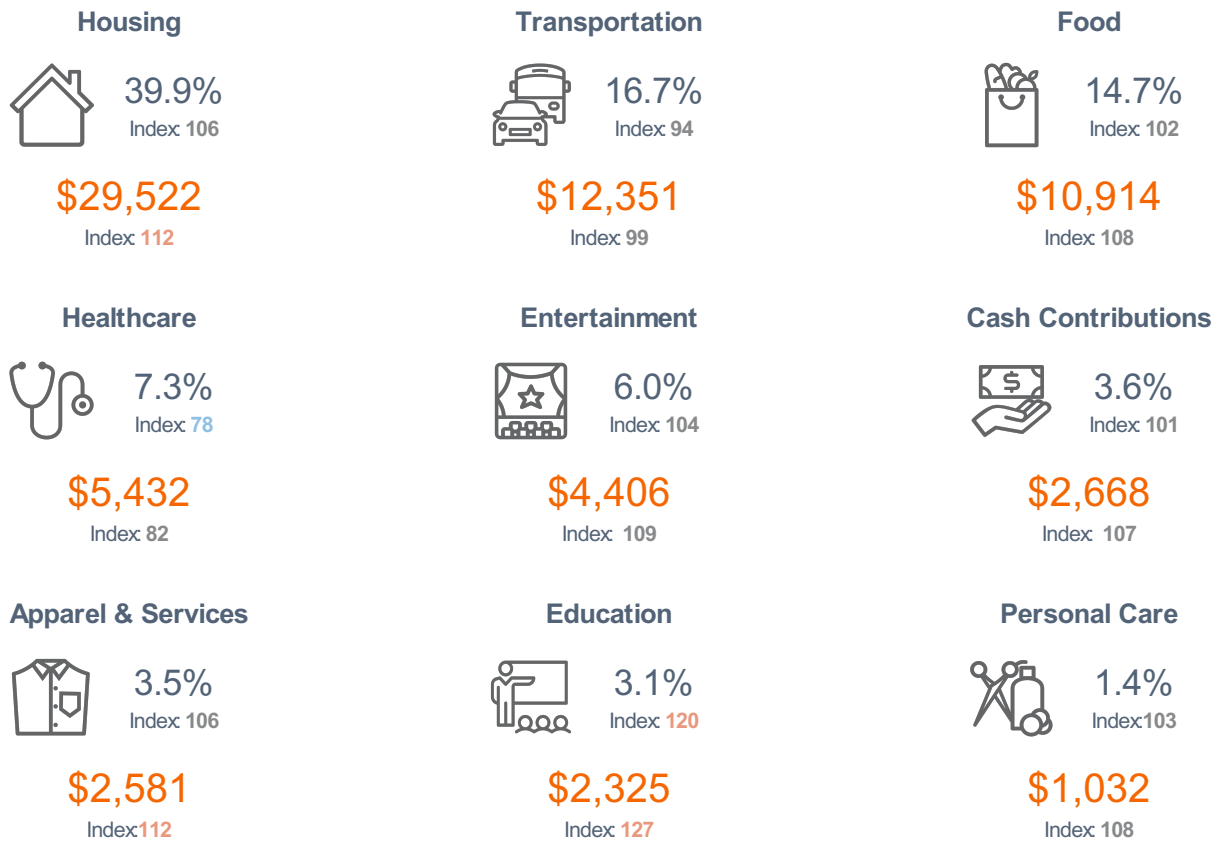
© 2021 Claritas, LLC. All rights reserved. Source: ©2021 Environics Analytics.  
(<https://claritas.easpotlight.com/Spotlight/About/3/2022>)

Note 1: All non-aggregate values represent per consumer unit annual averages

Note 2: Displaying the top nine Consumer Buying Power categories ranked by percent composition

|                |     |          |      |
|----------------|-----|----------|------|
| Index Colours: | <80 | 80 - 110 | 110+ |
|----------------|-----|----------|------|

Total specified consumer expenditures: **\$3,168,533,290**



Benchmark: USA

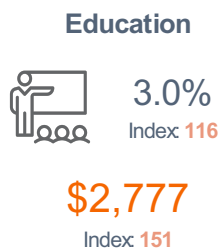
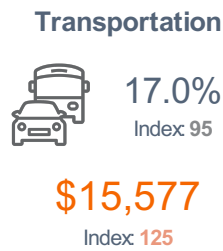
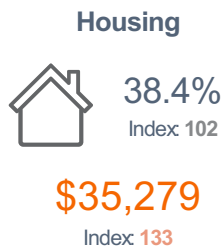
© 2021 Claritas, LLC. All rights reserved. Source: ©2021 Environics Analytics.  
(<https://claritas.easpotlight.com/Spotlight/About/3/2022>)

Note 1: All non-aggregate values represent per consumer unit annual averages

Note 2: Displaying the top nine Consumer Buying Power categories ranked by percent composition

| Index Colours: | <80 | 80 - 110 | 110+ |
|----------------|-----|----------|------|
|                |     |          |      |

Total specified consumer expenditures: **\$8,893,955,785**



Benchmark: USA

© 2021 Claritas, LLC. All rights reserved. Source: ©2021 Environics Analytics.  
(<https://claritas.easpotlight.com/Spotlight/About/3/2022>)

Note 1: All non-aggregate values represent per consumer unit annual averages

Note 2: Displaying the top nine Consumer Buying Power categories ranked by percent composition

|                |     |          |      |
|----------------|-----|----------|------|
| Index Colours: | <80 | 80 - 110 | 110+ |
|----------------|-----|----------|------|

# Report Details

---

**Name:** Consumer Buying Power™ Expenditures Executive Report 2022  
**Date / Time:** 12/21/2021 2:11:53 PM  
**Workspace Vintage:** 2022

## Trade Area

---

| Name                           | Level       | Geographies |
|--------------------------------|-------------|-------------|
| 9710 Scranton Rd - 5 mi Radius | 5 mi Radius | N/A         |
| 9710 Scranton Rd - 3 mi Radius | 3 mi Radius | N/A         |
| 9710 Scranton Rd - 1 mi Radius | 1 mi Radius | N/A         |

## Benchmark

---

| Name | Level     | Geographies   |
|------|-----------|---------------|
| USA  | Entire US | United States |

## DataSource

---

| Product  | Provider   | Copyright   |
|--|--|---|
| Consumer Buying Power™ - 2022 Estimates and 2027 Projections | Environics Analytics   U.S. Bureau of Labour Statistics   Claritas | ©2021 Environics Analytics<br><a href="https://claritas.easpotlight.com/Spotlight/About">https://claritas.easpotlight.com/Spotlight/About</a> |

---