

# Claritas Income Producing Assets Distributions 2023 | Overview



Trade Area: 9710 Scranton Rd - 1 mi.

TOTAL HOUSEHOLDS

249

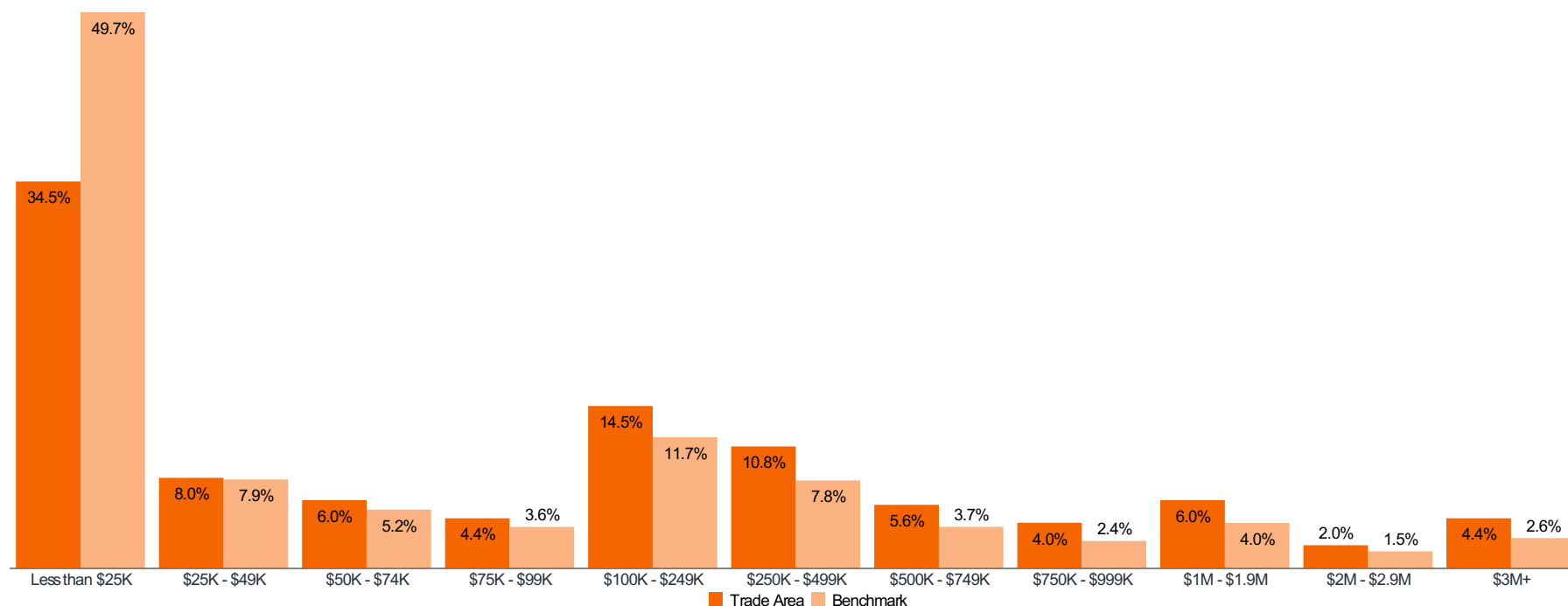
AVERAGE HOUSEHOLD IPA

\$682,370

MEDIAN HOUSEHOLD IPA

\$83,346

## INCOME PRODUCING ASSETS DISTRIBUTIONS



Benchmark: USA

© 2023 Claritas, LLC. All rights reserved. Source: ©Claritas, LLC 2023. (<https://claritas.easpotlight.com/Spotlight/About/3/2023>)

# Claritas Income Producing Assets Distributions 2028 | Overview



Trade Area: 9710 Scranton Rd - 1 mi.

TOTAL HOUSEHOLDS

249

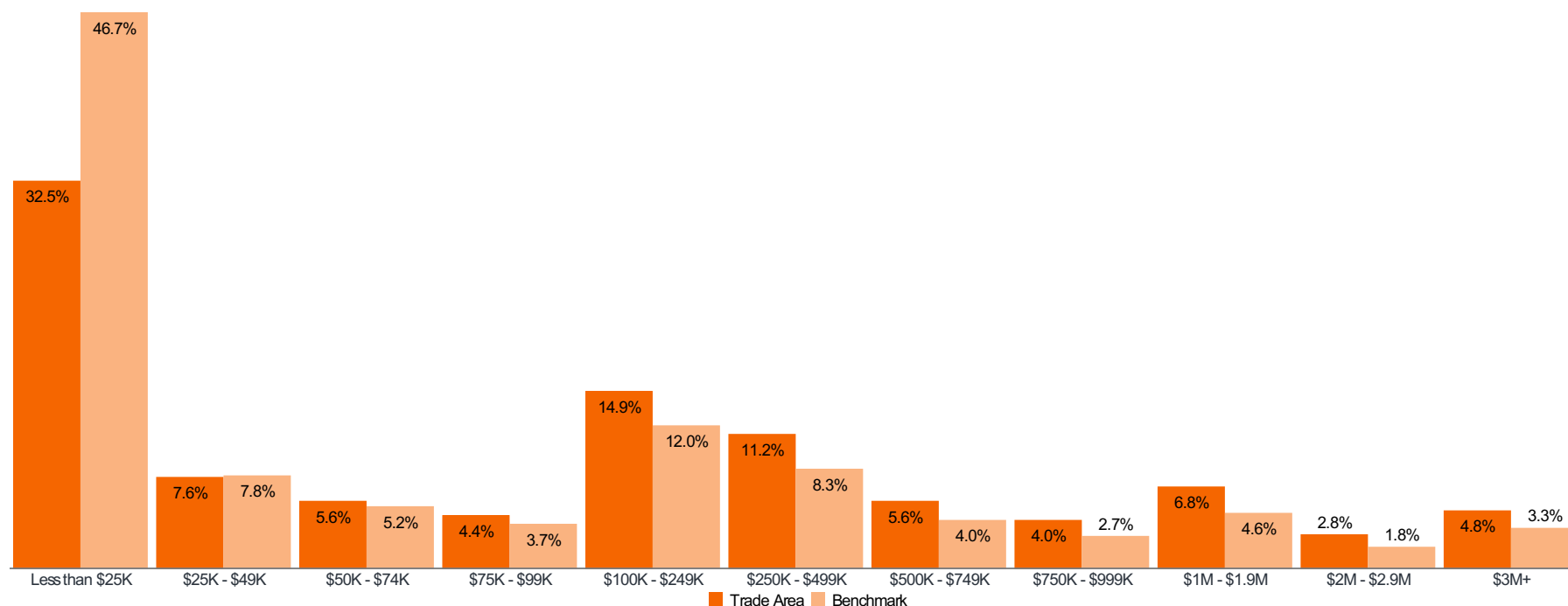
AVERAGE HOUSEHOLD IPA

\$762,602

MEDIAN HOUSEHOLD IPA

\$100,000

## INCOME PRODUCING ASSETS DISTRIBUTIONS



Benchmark: USA

© 2023 Claritas, LLC. All rights reserved. Source: ©Claritas, LLC 2023. (<https://claritas.easpotlight.com/Spotlight/About/3/2023>)

# Claritas Income Producing Assets Distributions | 2023 vs 2028



Trade Area: 9710 Scranton Rd - 1 mi.

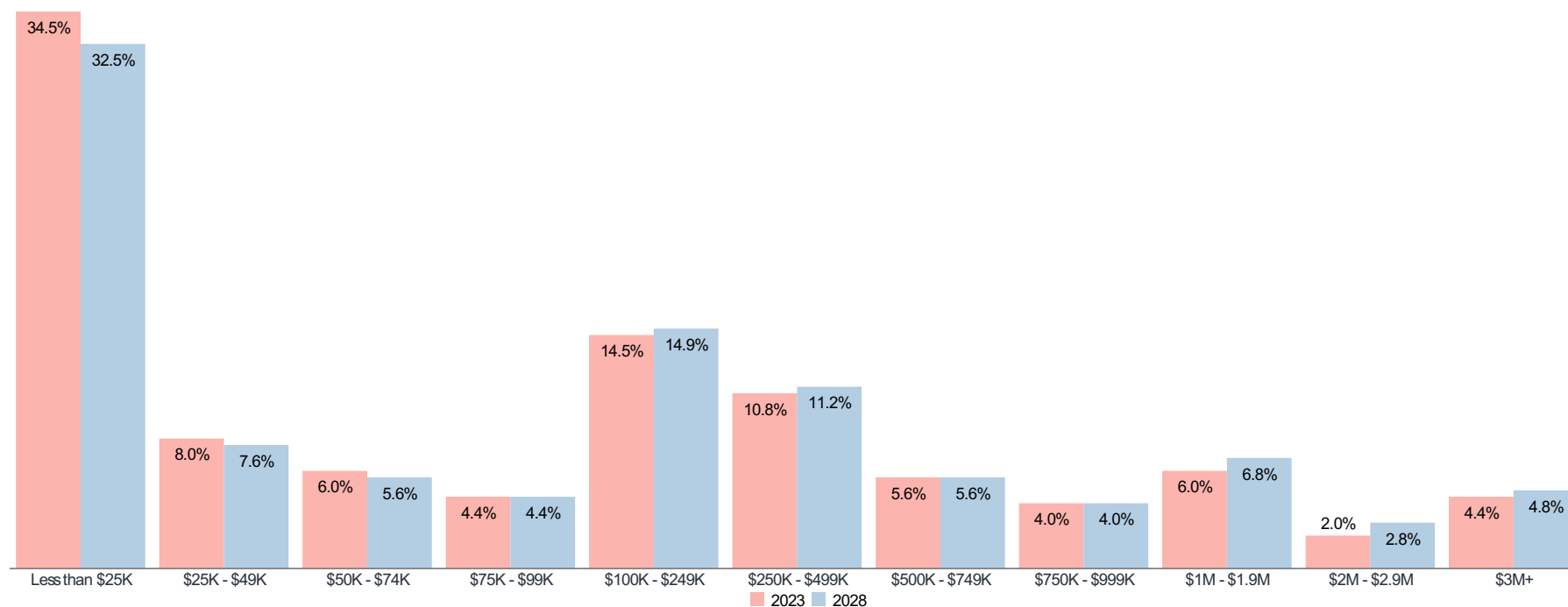
## 2023

Total Households: 249  
Average Household IPA: \$682,370  
Median Household IPA: \$83,346

## 2028

Total Households: 249  
Average Household IPA: \$762,602  
Median Household IPA: \$100,000

### INCOME PRODUCING ASSETS DISTRIBUTIONS\*



Benchmark: USA

\*Color displayed in bar chart refers to the index value

© 2023 Claritas, LLC. All rights reserved. Source: ©Claritas, LLC 2023. (<https://claritas.easpotlight.com/Spotlight/About/3/2023>)

# Claritas Income Producing Assets Distributions 2023 | Overview



Trade Area: 9710 Scranton Rd - 3 mi.

## TOTAL HOUSEHOLDS

33,076

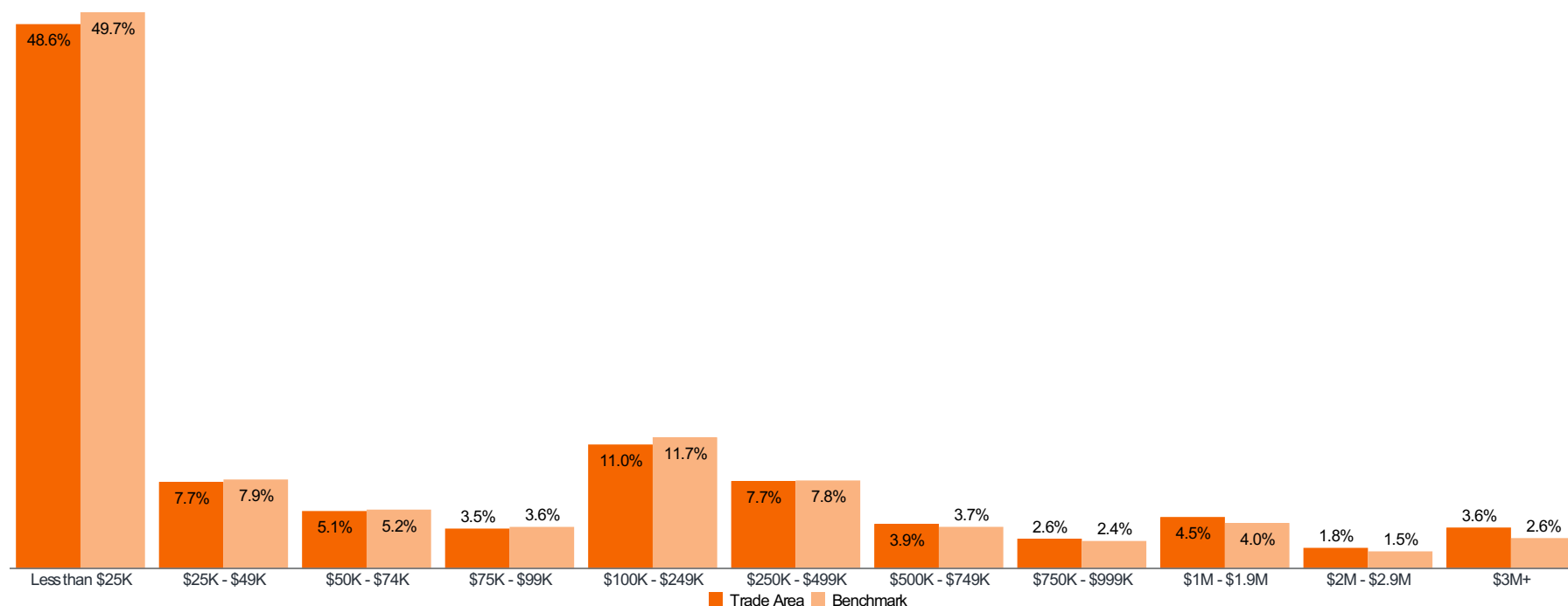
## AVERAGE HOUSEHOLD IPA

\$538,994

## MEDIAN HOUSEHOLD IPA

\$26,196

## INCOME PRODUCING ASSETS DISTRIBUTIONS



Benchmark: USA

© 2023 Claritas, LLC. All rights reserved. Source: ©Claritas, LLC 2023. (<https://claritas.easpotlight.com/Spotlight/About/3/2023>)

# Claritas Income Producing Assets Distributions 2028 | Overview



Trade Area: 9710 Scranton Rd - 3 mi.

## TOTAL HOUSEHOLDS

33,963

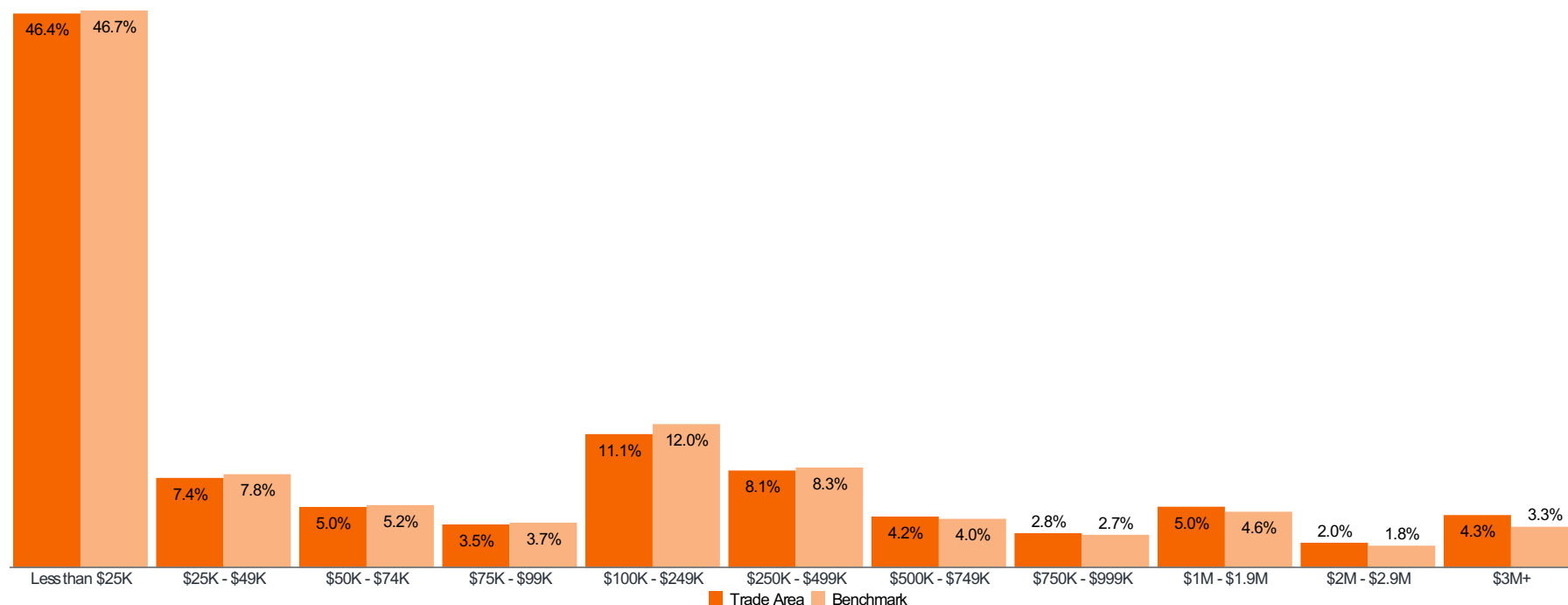
## AVERAGE HOUSEHOLD IPA

\$611,439

## MEDIAN HOUSEHOLD IPA

\$28,475

## INCOME PRODUCING ASSETS DISTRIBUTIONS



Benchmark: USA

© 2023 Claritas, LLC. All rights reserved. Source: ©Claritas, LLC 2023. (<https://claritas.easpotlight.com/Spotlight/About/3/2023>)

# Claritas Income Producing Assets Distributions | 2023 vs 2028



Trade Area: 9710 Scranton Rd - 3 mi.

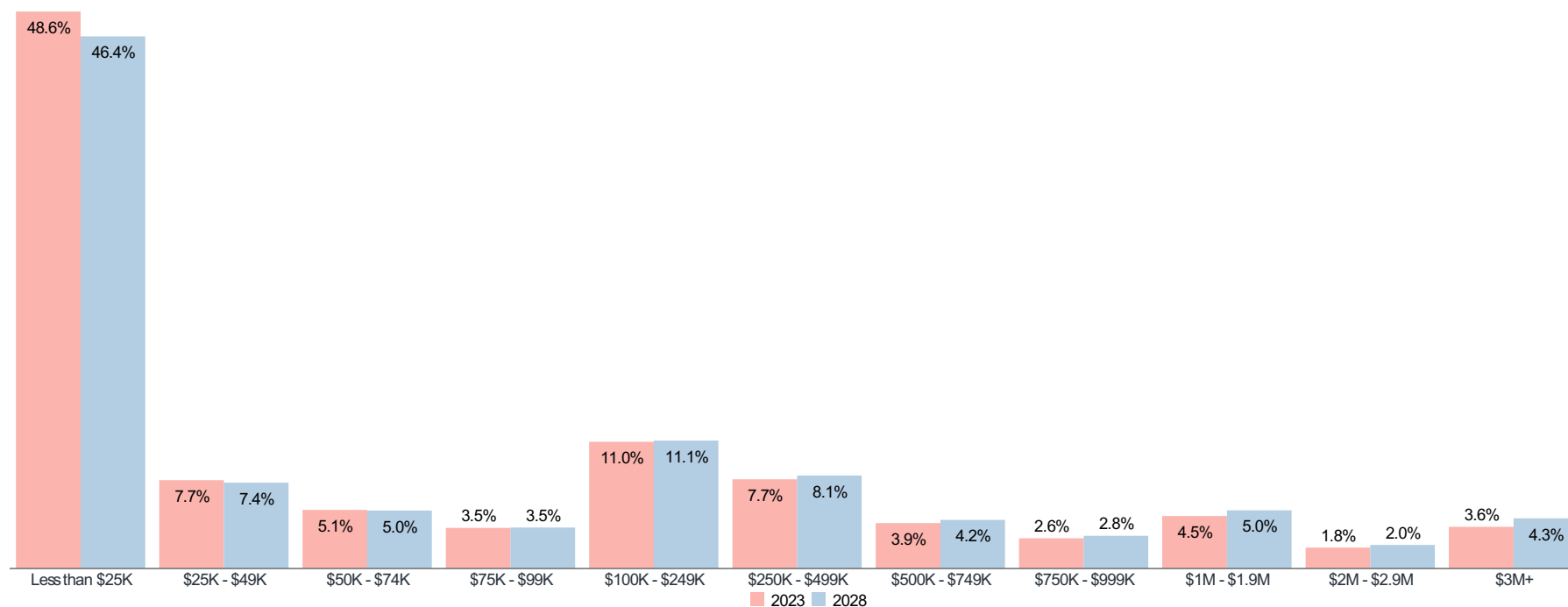
## 2023

Total Households: 33,076  
Average Household IPA: \$538,994  
Median Household IPA: \$26,196

## 2028

Total Households: 33,963  
Average Household IPA: \$611,439  
Median Household IPA: \$28,475

### INCOME PRODUCING ASSETS DISTRIBUTIONS\*



Benchmark: USA

\*Color displayed in bar chart refers to the index value

© 2023 Claritas, LLC. All rights reserved. Source: ©Claritas, LLC 2023. (<https://claritas.easpotlight.com/Spotlight/About/3/2023>)

# Claritas Income Producing Assets Distributions 2023 | Overview



Trade Area: 9710 Scranton Rd - 5 mi.

## TOTAL HOUSEHOLDS

86,186

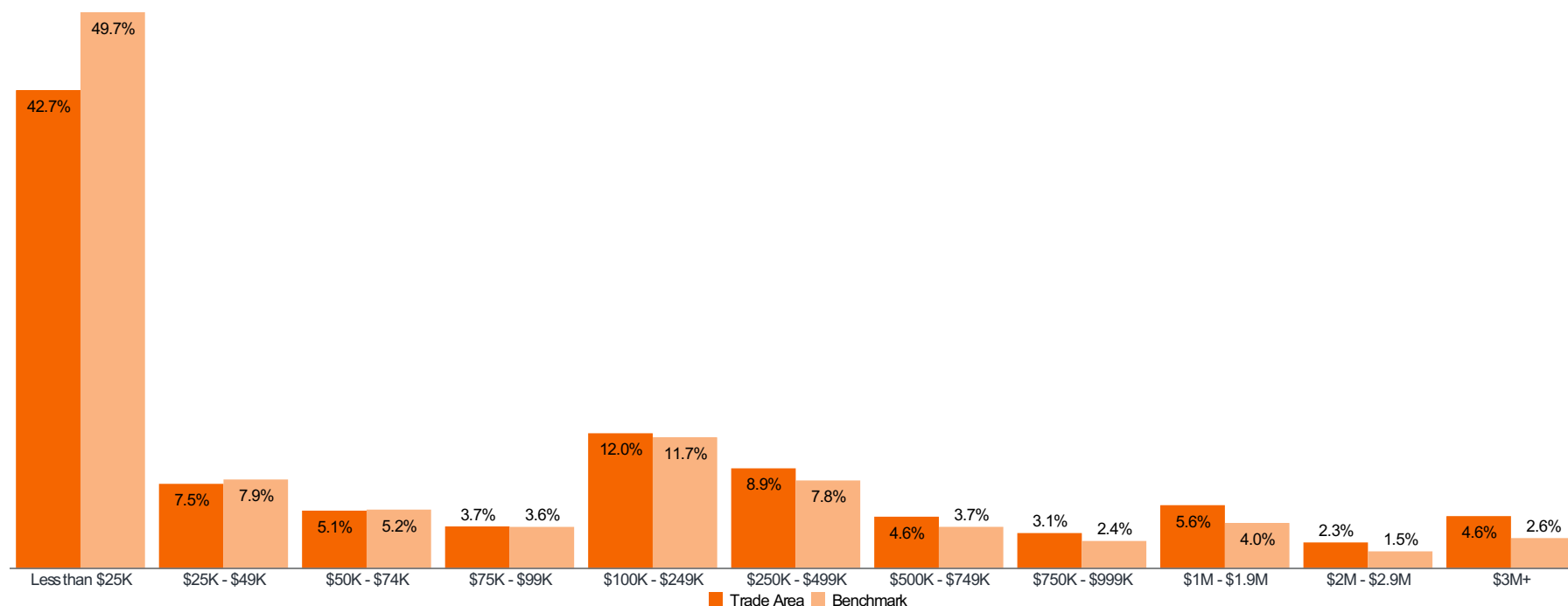
## AVERAGE HOUSEHOLD IPA

\$664,567

## MEDIAN HOUSEHOLD IPA

\$35,503

## INCOME PRODUCING ASSETS DISTRIBUTIONS



Benchmark: USA

© 2023 Claritas, LLC. All rights reserved. Source: ©Claritas, LLC 2023. (<https://claritas.easpotlight.com/Spotlight/About/3/2023>)

# Claritas Income Producing Assets Distributions 2028 | Overview



Trade Area: 9710 Scranton Rd - 5 mi.

## TOTAL HOUSEHOLDS

87,590

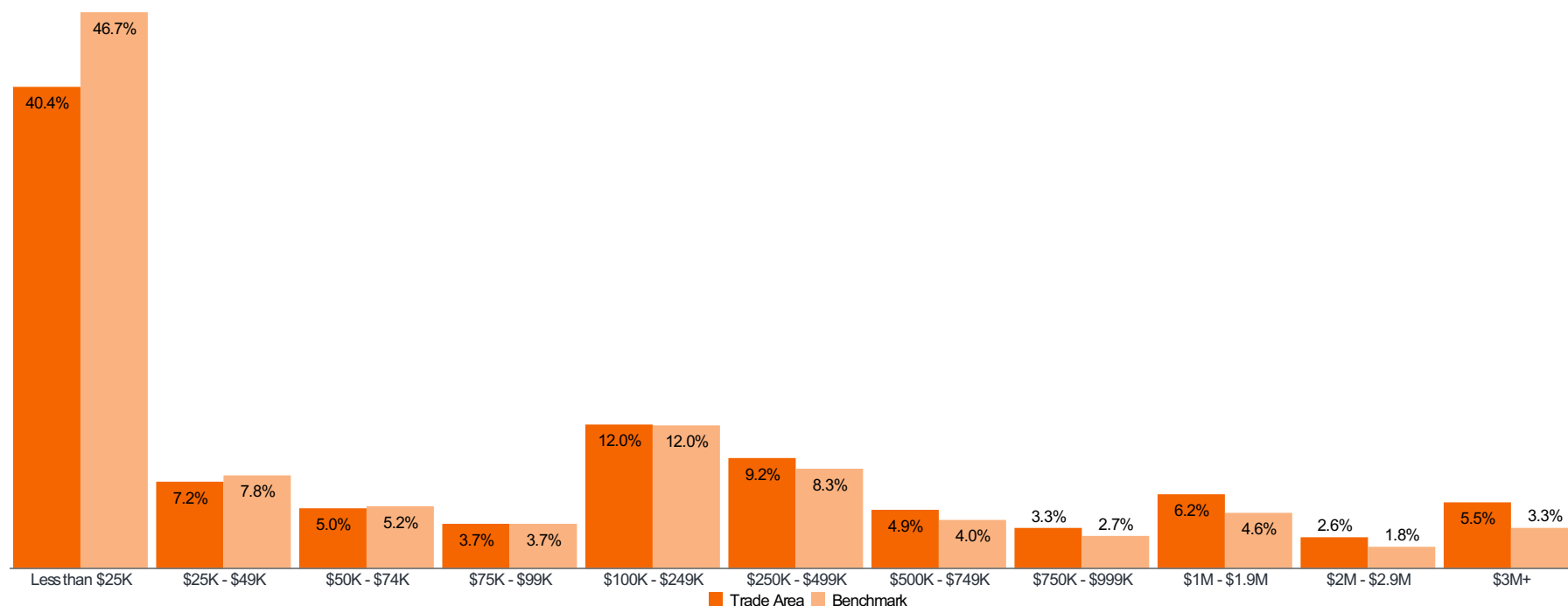
## AVERAGE HOUSEHOLD IPA

\$748,329

## MEDIAN HOUSEHOLD IPA

\$60,682

## INCOME PRODUCING ASSETS DISTRIBUTIONS



Benchmark: USA

© 2023 Claritas, LLC. All rights reserved. Source: ©Claritas, LLC 2023. (<https://claritas.easpotlight.com/Spotlight/About/3/2023>)



# Claritas Income Producing Assets Distributions | 2023 vs 2028



Trade Area: 9710 Scranton Rd - 5 mi.

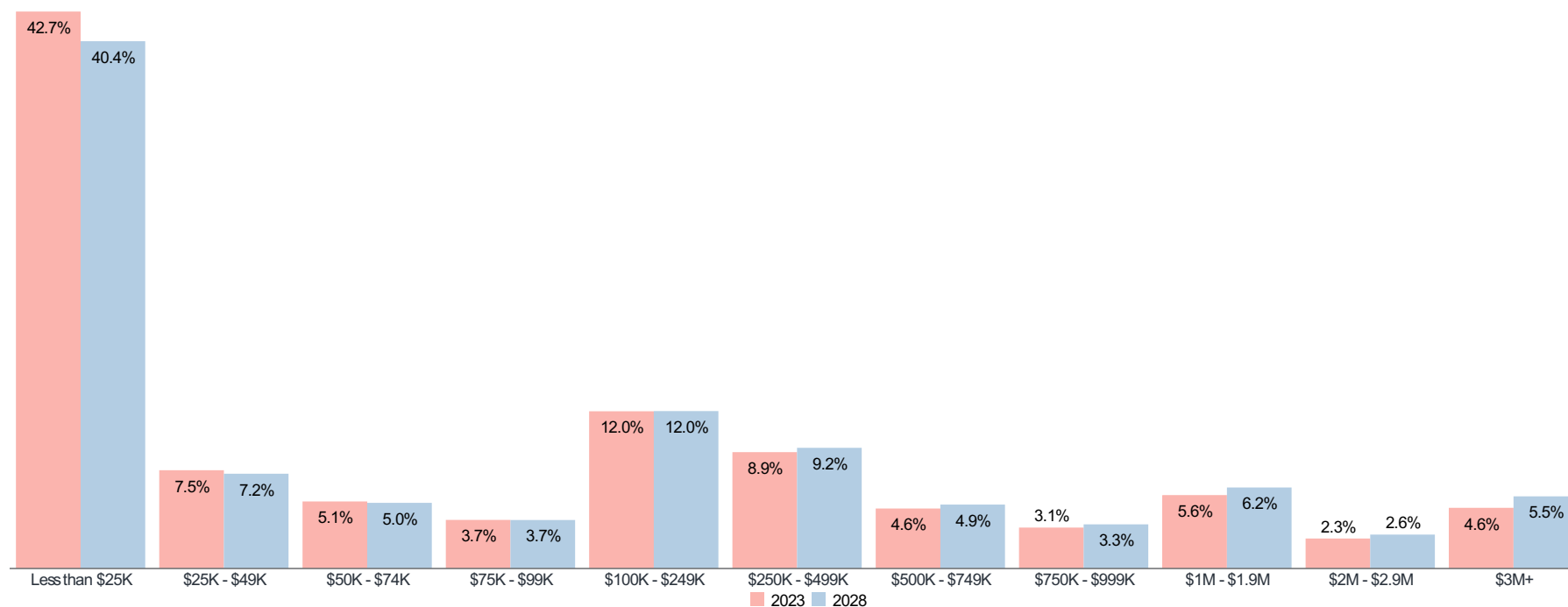
## 2023

Total Households: 86,186  
Average Household IPA: \$664,567  
Median Household IPA: \$35,503

## 2028

Total Households: 87,590  
Average Household IPA: \$748,329  
Median Household IPA: \$60,682

### INCOME PRODUCING ASSETS DISTRIBUTIONS\*



Benchmark: USA

\*Color displayed in bar chart refers to the index value

© 2023 Claritas, LLC. All rights reserved. Source: ©Claritas, LLC 2023. (<https://claritas.easpotlight.com/Spotlight/About/3/2023>)

# Report Details

**Name:** Claritas Income Producing Assets Distributions 2023  
**Date / Time:** 12/29/2023 1:51:31 PM  
**Workspace Vintage:** 2023

Trade Area		
Name	Level	Geographies
9710 Scranton Rd - 1 mi.		N/A
9710 Scranton Rd - 3 mi.		N/A
9710 Scranton Rd - 5 mi.		N/A

Benchmark		
Name	Level	Geographies
USA	Entire US	United States

DataSource		
Product	Provider	Copyright
Claritas Income Producing Assets - 2023 Distributions and 2028 Projections	Claritas	©Claritas, LLC 2023 <a href="https://claritas.easpotlight.com/Spotlight/About">https://claritas.easpotlight.com/Spotlight/About</a>