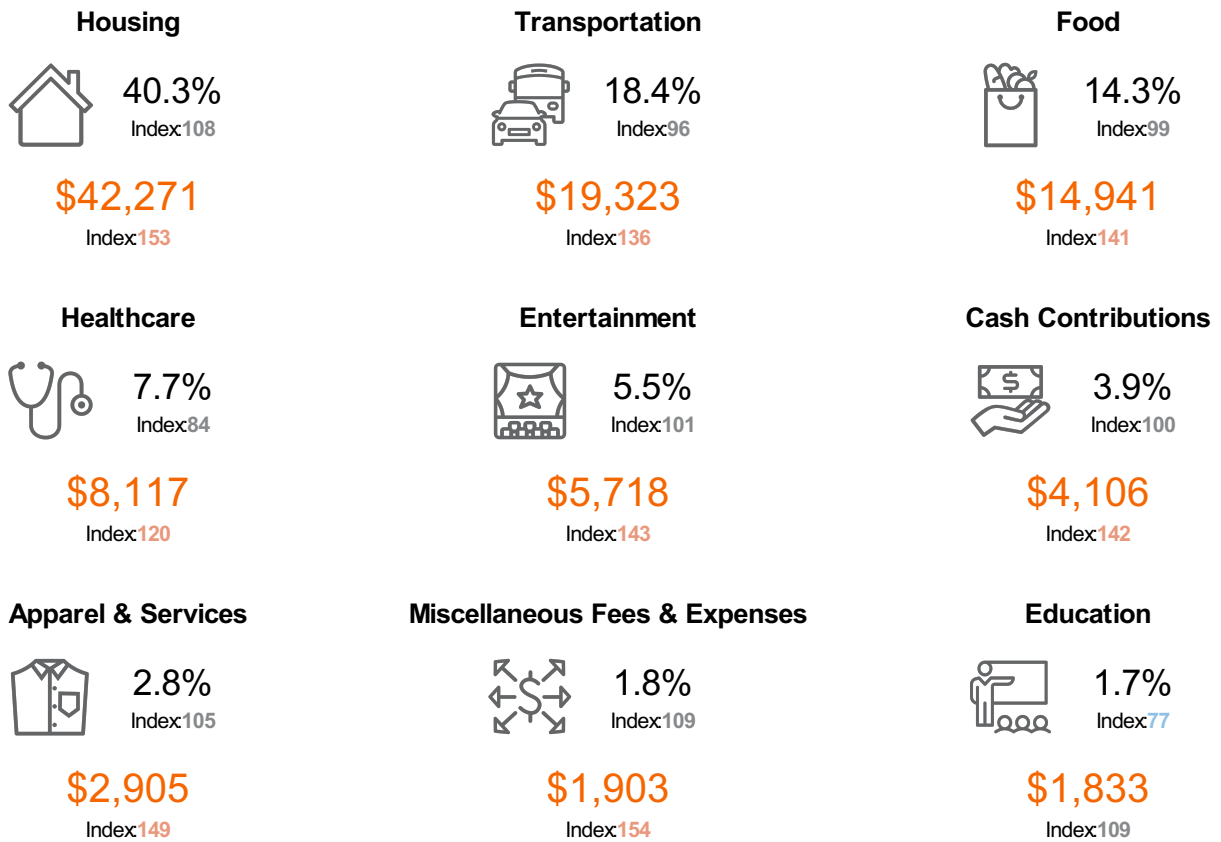


Total specified consumer expenditures: **\$25,365,491**



Benchmark: USA

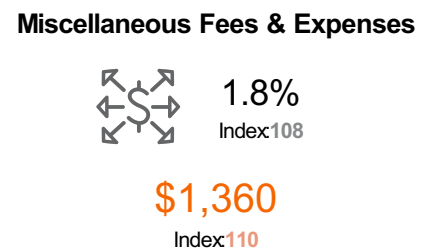
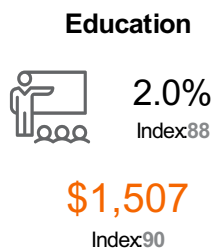
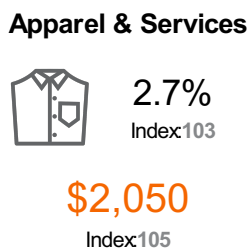
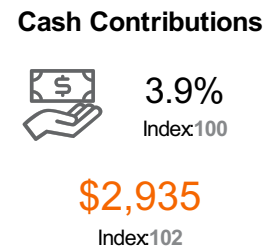
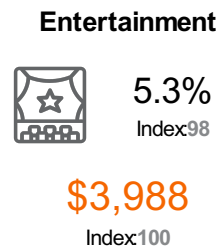
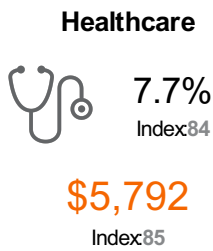
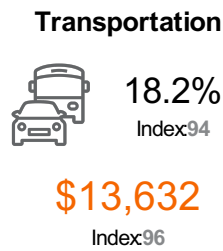
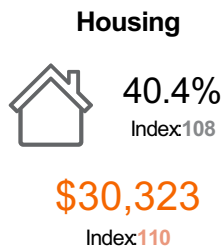
Note 1: All non-aggregate values represent per consumer unit annual averages.

Note 2: Displaying the top nine Consumer Buying Power categories ranked by percent composition.

© 2024 Claritas, LLC. All rights reserved. Source: ©2024 Environics Analytics. (<https://claritas.easpotlight.com/Spotlight/About/3/2025>)

Index Colours:	<80	80 - 110	110+
----------------	-----	----------	------

Total specified consumer expenditures: **\$3,395,427,748**



Benchmark: USA

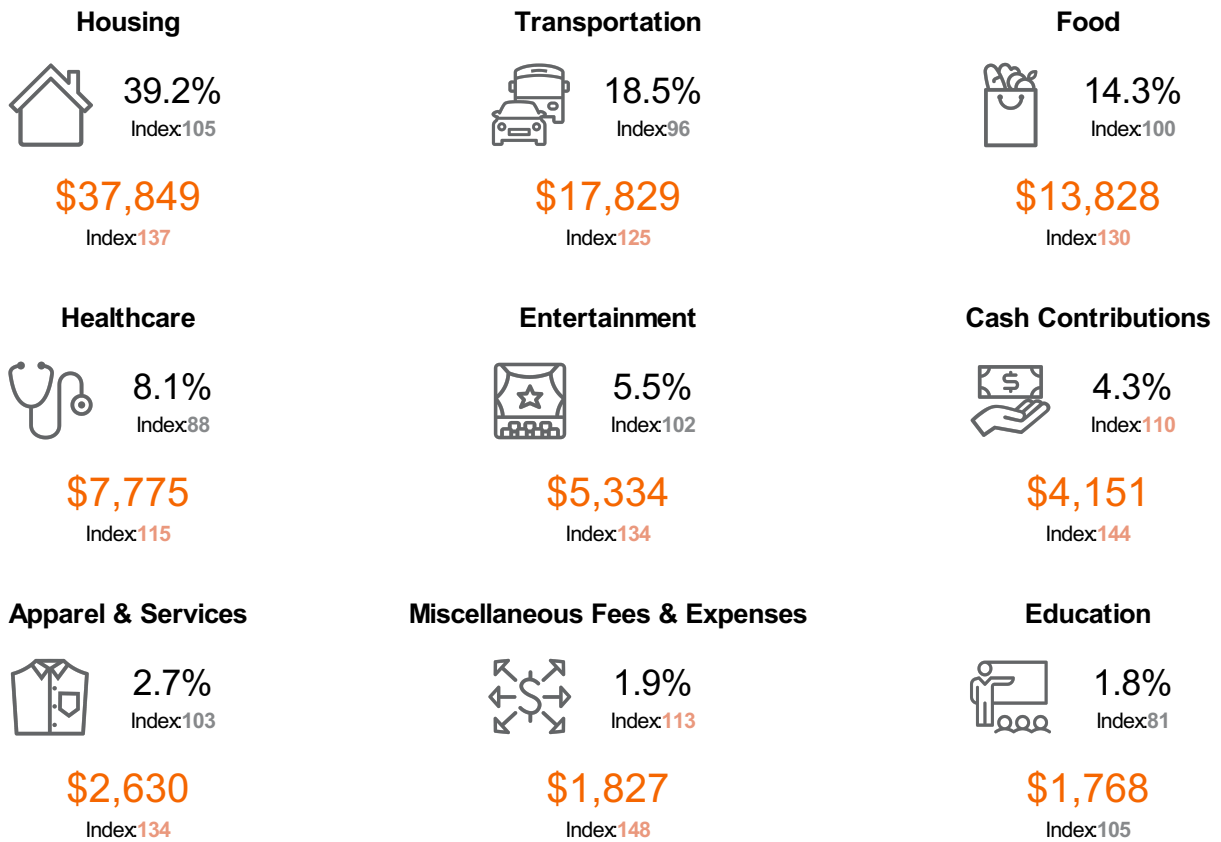
© 2024 Claritas, LLC. All rights reserved. Source: ©2024 Environics Analytics. (<https://claritas.easpotlight.com/Spotlight/About/3/2025>)

Note 1: All non-aggregate values represent per consumer unit annual averages.

Note 2: Displaying the top nine Consumer Buying Power categories ranked by percent composition.

Index Colours:	<80	80 - 110	110+
----------------	-----	----------	------

Total specified consumer expenditures: **\$9,437,493,347**



Benchmark: USA

Note 1: All non-aggregate values represent per consumer unit annual averages.

Note 2: Displaying the top nine Consumer Buying Power categories ranked by percent composition.

© 2024 Claritas, LLC. All rights reserved. Source: ©2024 Environics Analytics. (<https://claritas.easpotlight.com/Spotlight/About/3/2025>)

Index Colours:	<80	80 - 110	110+
----------------	-----	----------	------

Report Details

Name: Consumer Buying Power™ Expenditures Executive Report 2025
Date / Time: 12/16/2024 3:03:10 PM
Workspace Vintage: 2025

Trade Area

Name	Level	Geographies
9710 Scranton Rd - 1 mi.		N/A
9710 Scranton Rd - 3 mi.		N/A
9710 Scranton Rd - 5 mi.		N/A

Benchmark

Name	Level	Geographies
USA	Entire US	United States

DataSource

Product	Provider	Copyright
Consumer Buying Power™ - 2025 Estimates and 2030 Projections	Environics Analytics U.S. Bureau of Labour Statistics Claritas	©2024 Environics Analytics https://claritas.easpotlight.com/Spotlight/About
